

Canary Islands tourist accommodation capacity

Historical data (2004 - 2019)



Hotel capacity: Bed-spaces

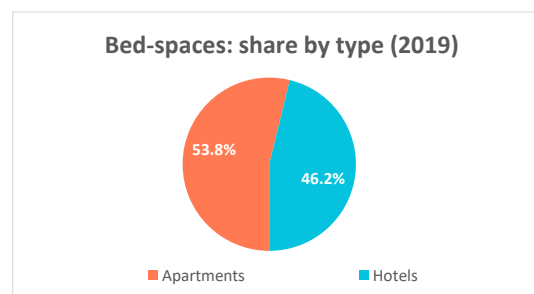
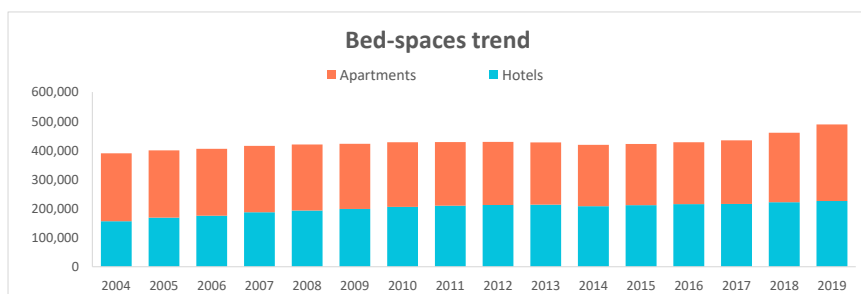
YEAR	LANZAROTE	FUERTEVENTURA	GRAN CANARIA	TENERIFE	LA PALMA	LA GOMERA	EL HIERRO	CANARY ISLANDS
2004	20,993	17,209	41,348	72,583	1,937	1,868	383	156,321
2005	20,993	21,665	47,650	73,463	2,507	1,881	383	168,542
2006	21,640	23,287	48,502	75,664	3,757	1,881	383	175,114
2007	22,537	31,000	48,717	78,897	3,773	1,881	406	187,211
2008	23,367	33,247	50,009	80,424	3,809	1,881	384	193,121
2009	23,977	34,741	51,791	81,984	3,831	1,913	384	198,621
2010	23,977	36,729	56,061	82,372	3,831	1,913	384	205,267
2011	27,374	37,205	56,655	82,574	3,831	1,930	407	209,976
2012	27,374	37,757	57,875	82,894	3,895	1,930	395	212,120
2013	28,404	37,895	57,294	83,531	3,876	1,930	395	213,325
2014	28,704	32,229	57,424	83,347	3,876	1,930	395	207,905
2015	30,493	33,492	57,582	83,983	3,876	1,930	395	211,751
2016	29,767	34,381	59,735	84,754	3,876	1,944	395	214,852
2017	31,498	31,651	62,669	83,797	3,882	1,944	395	215,836
2018	32,549	32,460	63,604	86,536	3,882	2,074	381	221,486
2019	32,549	33,487	63,795	89,463	3,914	2,074	383	225,665

Apartment capacity: Bed-spaces

YEAR	LANZAROTE	FUERTEVENTURA	GRAN CANARIA	TENERIFE	LA PALMA	LA GOMERA	EL HIERRO	CANARY ISLANDS
2004	50,354	23,840	89,688	57,585	6,508	4,397	697	233,069
2005	50,147	24,443	88,504	56,311	6,615	4,402	716	231,138
2006	49,680	23,924	88,244	55,905	6,800	4,446	755	229,754
2007	49,000	25,833	87,229	53,764	6,945	4,596	798	228,165
2008	48,829	27,019	85,161	53,240	7,029	4,601	806	226,685
2009	47,985	27,288	83,362	52,368	7,073	4,566	827	223,469
2010	47,473	27,679	82,434	52,164	7,076	4,570	868	222,264
2011	44,017	27,712	81,819	52,012	7,088	4,574	924	218,146
2012	43,456	26,945	82,296	51,371	7,100	4,574	938	216,680
2013	41,769	26,967	81,932	50,145	7,126	4,578	914	213,431
2014	41,383	26,234	80,528	49,918	7,155	4,603	975	210,796
2015	39,099	26,029	81,555	50,509	7,152	4,645	1,105	210,094
2016	38,704	27,938	81,221	51,515	7,220	4,720	1,184	212,502
2017	37,866	26,811	84,045	54,813	8,234	5,115	1,370	218,254
2018	39,408	28,995	88,583	63,725	10,351	6,062	1,596	238,720
2019	45,837	38,034	97,375	61,807	11,018	6,800	1,946	262,817

Total capacity: Bed-spaces

YEAR	LANZAROTE	FUERTEVENTURA	GRAN CANARIA	TENERIFE	LA PALMA	LA GOMERA	EL HIERRO	CANARY ISLANDS
2004	71,347	41,049	131,036	130,168	8,445	6,265	1,080	389,390
2005	71,140	46,108	136,154	129,774	9,122	6,283	1,099	399,680
2006	71,320	47,211	136,746	131,569	10,557	6,327	1,138	404,868
2007	71,537	56,833	135,946	132,661	10,718	6,477	1,204	415,376
2008	72,196	60,266	135,170	133,664	10,838	6,482	1,190	419,806
2009	71,962	62,029	135,153	134,352	10,904	6,479	1,211	422,090
2010	71,450	64,408	138,495	134,536	10,907	6,483	1,252	427,531
2011	71,391	64,917	138,474	134,586	10,919	6,504	1,331	428,122
2012	70,830	64,702	140,171	134,265	10,995	6,504	1,333	428,800
2013	70,173	64,862	139,226	133,676	11,002	6,508	1,309	426,756
2014	70,087	58,463	137,952	133,265	11,031	6,533	1,370	418,701
2015	69,592	59,521	139,137	134,492	11,028	6,575	1,500	421,845
2016	68,471	62,319	140,956	136,269	11,096	6,664	1,579	427,354
2017	69,364	58,462	146,714	138,610	12,116	7,059	1,765	434,090
2018	71,957	61,455	152,187	150,261	14,233	8,136	1,977	460,206
2019	78,386	71,521	161,170	151,270	14,932	8,874	2,329	488,482



Canary Islands tourist accommodation capacity

Historical data (2004 - 2019)



Number of hotels

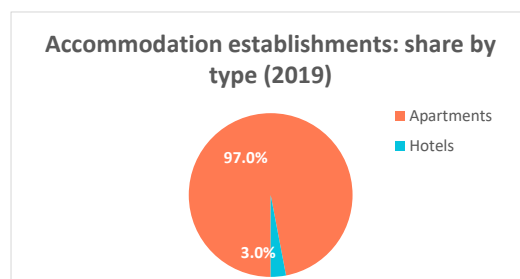
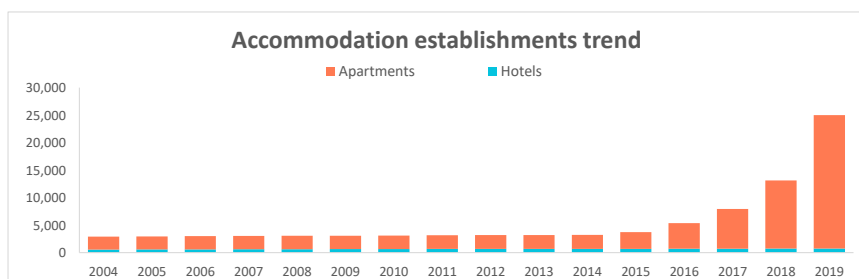
YEAR	LANZAROTE	FUERTEVENTURA	GRAN CANARIA	TENERIFE	LA PALMA	LA GOMERA	EL HIERRO	CANARY ISLANDS
2004	46	50	133	244	29	34	17	553
2005	46	58	141	249	32	35	17	578
2006	48	61	146	253	33	35	16	592
2007	50	72	143	258	34	35	17	609
2008	53	73	148	262	35	35	16	622
2009	54	75	151	267	37	37	16	637
2010	54	79	159	271	37	37	16	653
2011	60	80	163	273	37	38	17	668
2012	60	82	165	274	38	38	16	673
2013	62	83	165	275	37	38	16	676
2014	63	78	174	274	37	38	16	680
2015	66	80	175	276	37	38	16	688
2016	65	84	184	283	37	39	16	708
2017	67	80	194	284	38	39	16	718
2018	71	81	199	294	38	40	15	738
2019	71	80	208	299	39	40	15	752

Number of apartments

YEAR	LANZAROTE	FUERTEVENTURA	GRAN CANARIA	TENERIFE	LA PALMA	LA GOMERA	EL HIERRO	CANARY ISLANDS
2004	285	116	693	341	531	314	82	2,362
2005	284	116	693	325	552	316	87	2,373
2006	283	114	702	330	567	323	90	2,409
2007	269	121	706	344	575	329	100	2,444
2008	268	124	696	343	578	330	102	2,441
2009	267	121	696	342	581	331	106	2,444
2010	263	125	708	343	582	332	110	2,463
2011	261	127	716	349	585	333	118	2,489
2012	264	127	724	351	589	333	123	2,511
2013	259	129	722	352	593	334	123	2,512
2014	260	131	730	352	599	340	128	2,540
2015	323	201	958	440	601	354	170	3,047
2016	473	353	1,854	784	607	386	192	4,649
2017	605	563	2,866	1,565	840	515	256	7,210
2018	1,032	962	4,072	3,720	1,432	823	332	12,373
2019	2,391	3,514	6,491	8,631	1,706	1,063	444	24,240

Total accommodation establishments

YEAR	LANZAROTE	FUERTEVENTURA	GRAN CANARIA	TENERIFE	LA PALMA	LA GOMERA	EL HIERRO	CANARY ISLANDS
2004	331	166	826	585	560	348	99	2,915
2005	330	174	834	574	584	351	104	2,951
2006	331	175	848	583	600	358	106	3,001
2007	319	193	849	602	609	364	117	3,053
2008	321	197	844	605	613	365	118	3,063
2009	321	196	847	609	618	368	122	3,081
2010	317	204	867	614	619	369	126	3,116
2011	321	207	879	622	622	371	135	3,157
2012	324	209	889	625	627	371	139	3,184
2013	321	212	887	627	630	372	139	3,188
2014	323	209	904	626	636	378	144	3,220
2015	389	281	1,133	716	638	392	186	3,735
2016	538	437	2,038	1,067	644	425	208	5,357
2017	672	643	3,060	1,849	878	554	272	7,928
2018	1,103	1,043	4,271	4,014	1,470	863	347	13,111
2019	2,462	3,594	6,699	8,930	1,745	1,103	459	24,992



Source: Turidata-Consejería de Turismo del Gobierno de Canarias

Note: The increase from 2016 is due to the incorporation of Holiday Houses into Turidata database.