


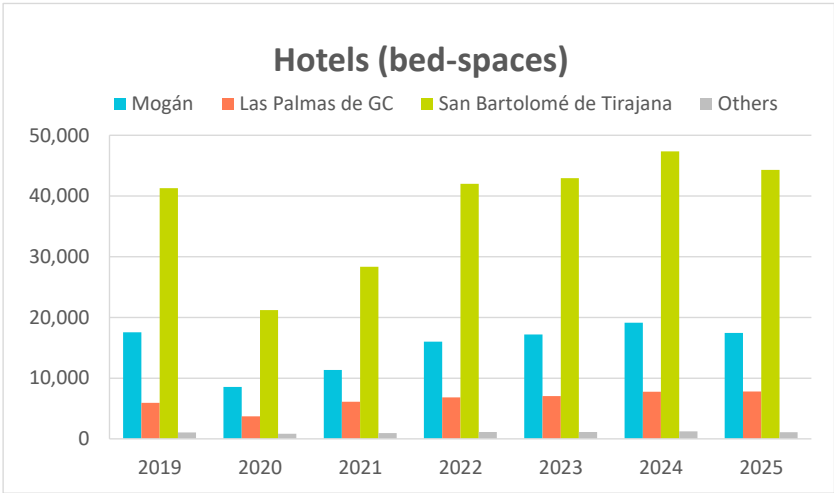
# Gran Canaria: Tourist accommodation capacity by municipality

Historical data: 2019-2025



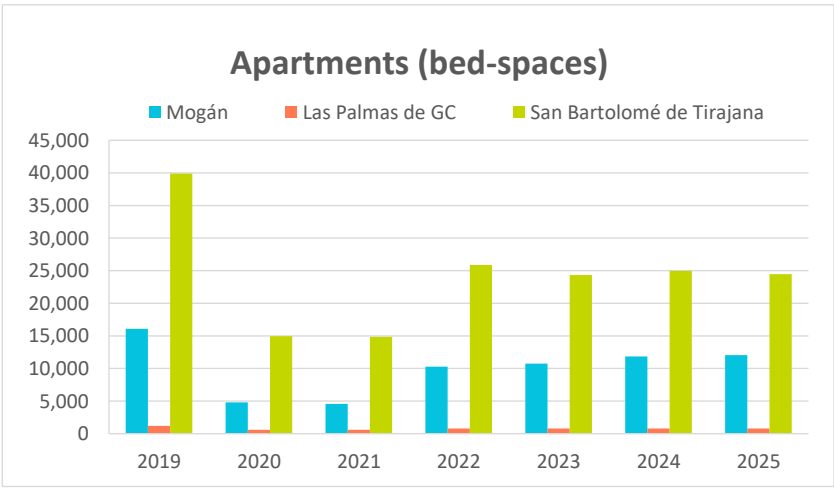
## Hotel capacity: Bed-spaces

YEAR	MOGÁN	LAS PALMAS DE GRAN CANARIA	SAN BARTOLOMÉ DE TIRAJANA (Maspalomas, San Agustín, Playa del Inglés)	OTHERS	GRAN CANARIA	SHARE OF THE CANARY ISLANDS
2019	17,556	5,940	41,300	1,046	65,842	26.2%
2020	8,559	3,693	21,193	846	34,291	27.1%
2021	11,352	6,113	28,334	941	46,740	28.0%
2022	16,022	6,823	41,996	1,110	65,951	26.2%
2023	17,194	7,042	42,916	1,131	68,283	26.6%
2024	19,136	7,744	47,344	1,249	75,473	26.8%
2025	17,448	7,792	44,288	1,107	70,635	0.0%



## Apartment capacity: Bed-spaces

YEAR	MOGÁN	LAS PALMAS DE GRAN CANARIA	SAN BARTOLOMÉ DE TIRAJANA (Maspalomas, San Agustín, Playa del Inglés)	OTHERS	GRAN CANARIA	SHARE OF THE CANARY ISLANDS
2019	16,080	1,187	39,882	--	57,148	39.7%
2020	4,794	606	14,964	--	20,364	32.1%
2021	4,573	598	14,844	--	20,015	28.7%
2022	10,281	792	25,876	--	36,949	31.9%
2023	10,734	783	24,352	--	35,868	33.8%
2024	11,865	799	24,964	--	37,627	34.5%
2025	12,047	795	24,474	--	37,317	34.1%



Source: Encuesta de Alojamiento Turístico (ISTAC).